

●||▶ QUADIO PRESENTS

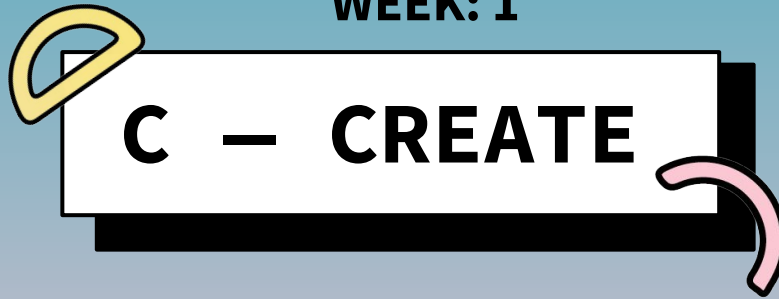


STUDENT TEXTBOOK

TABLE OF CONTENTS

C — CREATE	3
R — REPEAT	7
E — EVOLVE	11
A — ARTIST	15
T — TEAM	18
E — ENCORE	21
CREATE Resources	24

WEEK: 1



WEEK: 1

C – CREATE

Create, Defined

Create: To produce through *imaginative skills*

Creativity: The use of the imagination or original ideas, especially in the production of an artistic work

Definitions: What is a song?

RHYTHM:
The aspect of music comprising of all elements (such as accent, meter, and tempo) that relate to movement

PRODUCTION:
All the original instrumentation and/or samples that are used in creating the musical elements in a song.

LYRICS:
The words of a song

SONG:
A short musical composition of words and music

MELODY:
The succession or arrangement of sounds, a rhythmic succession of single tones organized as an aesthetic whole

C – CREATE

Songwriter “Skills”

A songwriter may have one or more of the following skills:

- + Toplining (Melody & Lyrics)
- + Lyrics
- + Melody
- + Production (Beats & Tracks)
- + Artist/Vocalist
- + Musician

Common Song Ideas

Love / Life / Break-up /
Friendship / Fun / Culture

WEEK: 1

C – CREATE

CREATE Prompt

Every day for the next week, take time to journal for ten minutes. This exercise isn't meant for you to write a song just yet. The journaling exercise focuses on writing what's on your mind without stopping to edit. Allow your creativity to flow (without disruptions) during the ten minute exercise. After the writing exercise, go back to your journal and highlight any phrases and/or ideas that could be used in a song. Words, phrases, and ideas from this exercise will be used to develop a song over the next six weeks. Share creative moments from your writing with the group.

WEEK: 2



R — REPEAT

Elements of a Song

R – REPEAT

INTRO:

The intro is the section of the song where you catch the listener's attention.

VERSE (A):

The verse is a place to focus on the details, description, and story of the song. The information in the verse is unique in each section.

CHORUS (B):

The universal concept of your song which the listener will hear multiple times. This will generally include the “hook”.

BRIDGE (C):

Optional section where lyrics/new melodic ideas that you feel are important to make the song complete would “bridge” everything together.

OUTRO:

The outro is the section which ends the song.

PRE-CHORUS:

The “pre” as most people call this section of a song serves as a link between the verse lyric and the chorus.

HOOK:

The hook is at the end of the chorus and also serves as the title of the song.

DROP:

Instrumental “hook” that will generally follow the chorus before a verse and/or bridge section.


R – REPEAT

Using A (Verse), B (Chorus), C (Bridge) we will break down simple song structure:

A-B-A-B-C-B-B

A - A - A - A - A - A → *This can still maintain a hook, such as repeating one line through each verse repeatedly*

B-A-B-A-B

Fun Fact: Haiku

A haiku, originating from Japan, is formulated by strict structural rules. In my opinion, the structure is meant to serve as a way to subconsciously create a simplistic, open, light message.

Blowing from the west
Fallen leaves gather
In the east.

- Yosa Buson

Practice

**See HS Songwriting Club Sample Tracks which break down song structure.

WEEK: 2

R – REPEAT

CREATE Prompt

Option 1:

Rewrite a song — using the melody and phrasing from the original and re-write the lyric.

Option 2:

Rewrite a song — keeping the lyrics only and reimagining the melody, phrasing, and production.

**Keep in mind the “Song Structure”.

WEEK: 3



E — EVOLVE

E – EVOLVE

Definition

Evolve: To develop, to work out

Develop: To work out the possibilities of, to make visible or manifest

Developing A Song: Typical Questions

+ Who?	+ What?	+ When?
+ Where?	+ Why?	+ How?

**Not every song will answer all of these questions*

E – EVOLVE

Story & Emotion

What is the story?

Write out the details. What is unique to the story from your perspective?

If the song was a music video?
What would it be showing?

What is universal?
(This could be a chorus idea.)

Is there a central idea
(hook/title)?

When deciding on a song concept or idea, map out the following information:

What is the emotion behind the song idea?
Are you happy, sad, angry?

What are you feeling?

How will you incorporate that emotion into the story of the lyric?

How will you incorporate that emotion into the melody and music of the song.

Ex) Sad songs may lean towards a minor key. Happy songs could be in a major.

WEEK: 3

E – EVOLVE

CREATE Prompt

Create a song vision board to share next week. Use videos, color schemes, photos, etc to develop the content of the idea before writing the song. Utilize the following to help create your vision board:

- + “Common Song Ideas”
- + “Developing A Song : Typical Questions”
- + “Story & Emotion”

WEEK: 4




A — ARTIST

A – ARTIST

[Aluna's Open Letter to the Dance Music Community](#)

YOUR
VOICE



**Discovering
Your Voice**

A writer's voice may be expressed in a lyric, it might be in production, it might be in helping another creator find their voice.

Your artistry serves as a megaphone for your culture, story, beliefs and ideas. Be thoughtful in the way that this intersects with your fellow citizens of the world.

Strive to understand the history of the genre in which you are writing and challenge yourself in how you can be inclusive of the total history, culture, and peoples.

History

[Congo Square](#)



WEEK: 4

A – ARTIST

CREATE Prompt

Develop your idea from Week 3's story board into a finished or unfinished song with YOUR voice in mind. Tell your story!

WEEK: 5





T – TEAM

What is Co-writing?

1. A co-write is a collaboration between two or more individuals to create a song.
2. Co-writing is meant to be fun.

Creative Teams

Artist

Topliner = Lyricist or Lyrics/Melody

Producer

Musician

Co-writing Etiquette

1. Respect everyone's ideas.
2. Listen when someone is speaking.
3. Be on time, prepared, and focused.
4. Know your role in the room.
5. HAVE FUN!

Example Collaborations

- + Artist x Topliner x Producer
 - + Artist x Producer
 - + Artist x Producer x Musician
 - + Topliner/Vocalist x Topliner
 - + Artist x Topliner x Musician x Producer
 - + Topliner/Vocalist x Topliner/Vocalist x Producer
- * Any number of combinations work!*

WEEK: 5

T – TEAM

Quote

Si te amo y respeto,
If I love and respect you,
Me amo y respeto yo.
I love and respect myself.

- Luis Valdez “In Lak’ech: You Are My Other Me”
(Father of Chicano Theater)

CREATE Prompt

Moderator will pair students into groups of two for a co-write! Take your ideas from Week 3 & 4 to develop into a completed song. Each co-write should focus on both creators' individual song ideas where possible. Each co-write should produce two songs to present the following week.

WEEK: 6



E — ENCORE

E — ENCORE

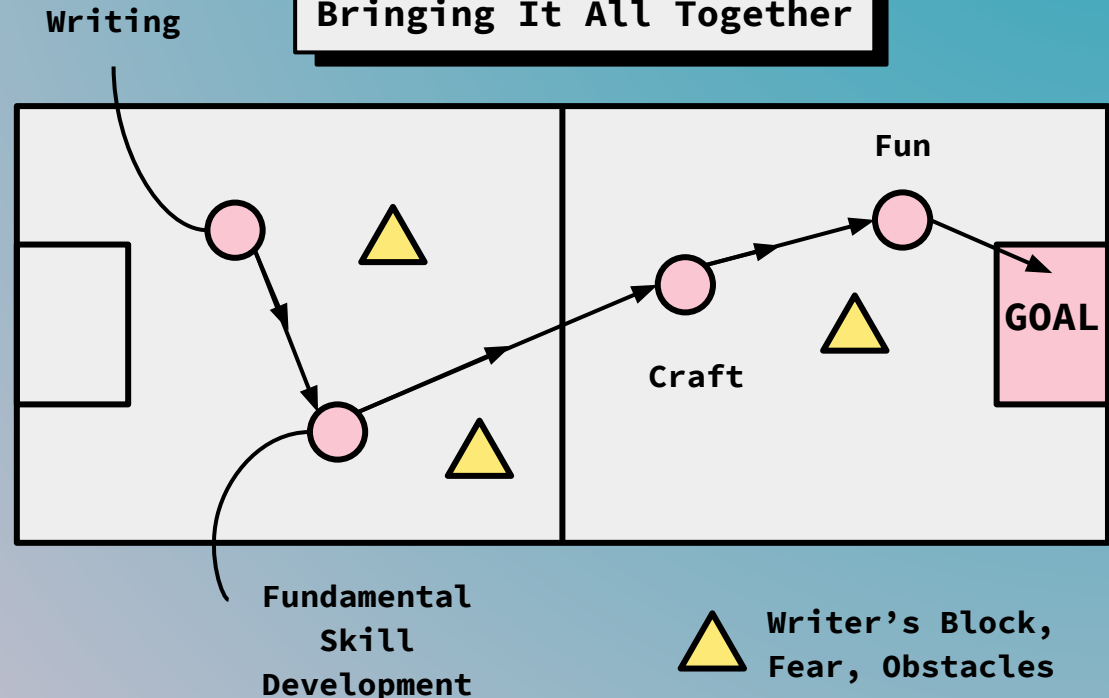
Definition

Encore : A demand for repetition or reappearance made by an audience

Fundamentals: Serving as a basis supporting existence or determining essential structure or function

Craft : The skill in planning, making, or executing

Bringing It All Together



E — ENCORE

Note from Chelsea


As our time together in the HSSC comes to an end, I encourage you all to continue creating. Art has continued to be a safe haven for me bringing joy, love, and support to my life and I hope it can do the same for you. In the past five weeks, you have been given the starter tools in your writing toolbox. These tools might be used in poetry, spoken word, short stories, a novel, drawing, graphic design, and/or writing a song. Whatever your method of creativity, you have the opportunity to create a more just, equitable, and inclusive world. Use your power for good!

I'll end with one of my favorite quotes from Dr. Bettina L. Love's "*We Want To Do More Than Survive*":

"Writing, drawing, acting, painting, composing, spittin' rhymes, and/or dancing is love, joy, and resistance personified. Art provides more to communities than just visual and sonic motifs: it is one of the key ingredients to a better world."



CREATE RESOURCES



Everyone Can Create:

<https://books.apple.com/us/book/everyone-can-create-music/id1434741739>

Rhyming Dictionary: <https://rhymebrain.com/en>

Thesaurus: <https://www.thesaurus.com/>

Dictionary: <https://www.merriam-webster.com/>

And The Writer Is... (Podcast): <https://www.andthewriteris.com/>

Tempo Tap: <https://apps.apple.com/us/app/taptempo-tap-for-bpm/id1111883796>

Chords: <https://www.merriamusic.com/school-of-music/guitar-lessons/easy-guitar-songs/>

Lyrics: Spotify / Genius / Apple Music



CREATE RESOURCES



CREATE License-Free Tracks:

<https://www.quadio.com/hssc-samples>

Breakdown of each (BPM, Key, Idea Focus, Song Structure)

CREATE (David LaBruyere)

Idea Focus: Chill Pop

Track Tempo: 98 BPM

Key: D#

Structure: Intro ABABCB

CREATE (David LaBruyere)

Idea Focus: Chill Rap

Tempo: 128 BPM

Key: E minor

Structure: ABABBB



THE END.